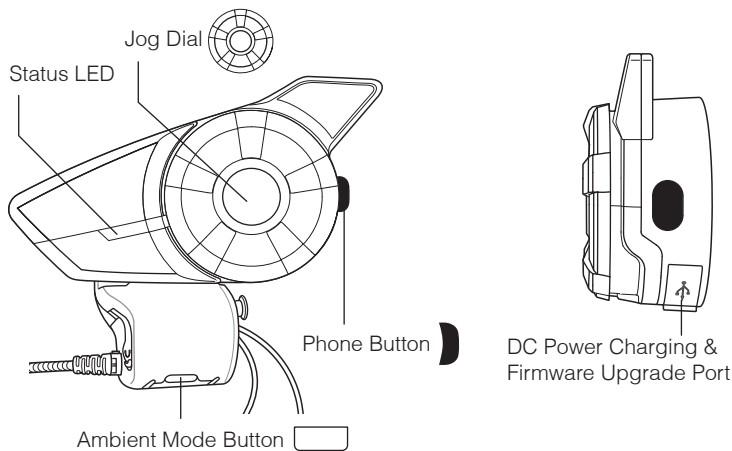
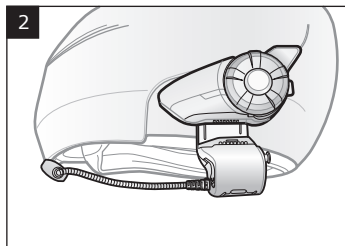
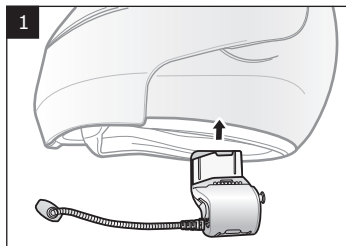


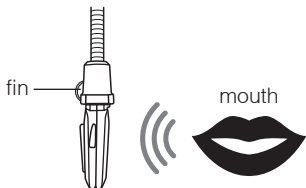
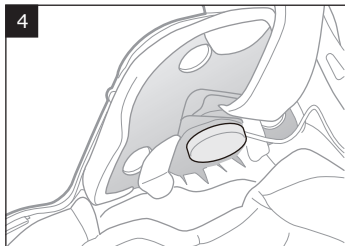
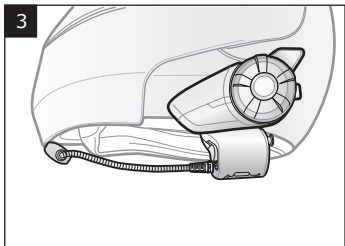
# 20S EVO Quick Start Guide

ENGLISH



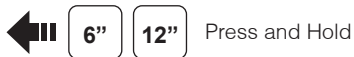
## Installation



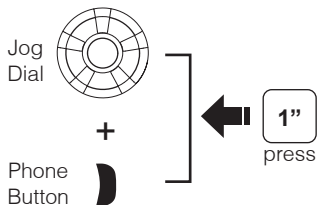


**Microphone Direction**

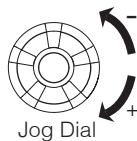
## Button Operation



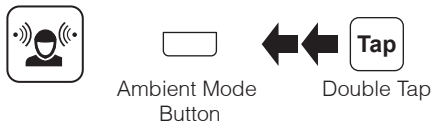
## Power On/Off



## Volume Adjustment



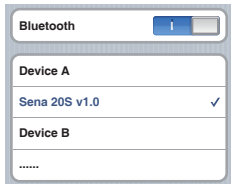
## Ambient Mode



## Bluetooth Pairing Phone, MP3 and GPS



Select **Sena 20S**



Enter     PIN

# Mobile Phone



**Answer**



Phone Button



**Tap**



**End**



Phone Button



**Tap**



**Voice Dial**



Phone Button



**Tap**



**Speed Dial**



Phone Button



**Tap**

Double Tap



**Reject**



Jog Dial



**2"**

press



**Call Transfer**



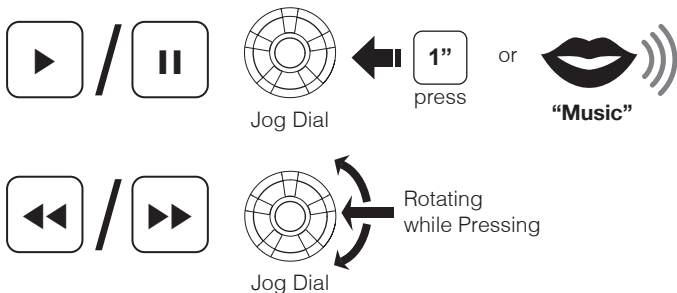
Phone Button




**2"**

press

## Music



## Battery Check

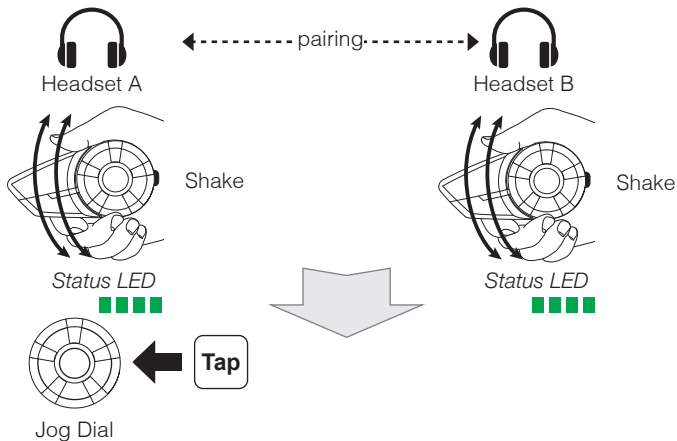


## Configuration Menu

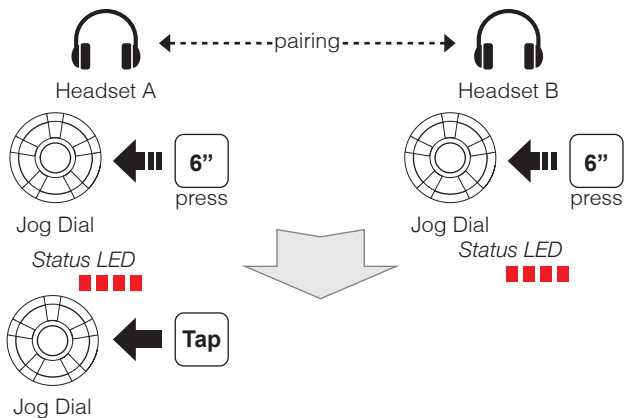


There is **Universal Intercom Pairing** in the Configuration Menu.

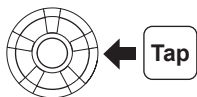
## Quick Pairing Intercom



## Normal Pairing Intercom



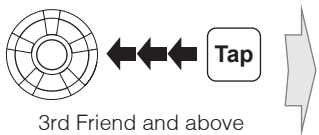
## Start / End Intercom



1st Friend

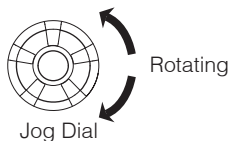


2nd Friend

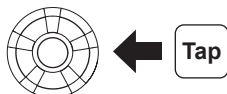


3rd Friend and above

3rd ~ 9th  
Friend, Cancel



Jog Dial



Jog Dial

## Start / End Group Intercom



Ambient Mode  
Button



press

## Radio On / Off



## Radio Seek Stations



## Radio Scan Up FM Band

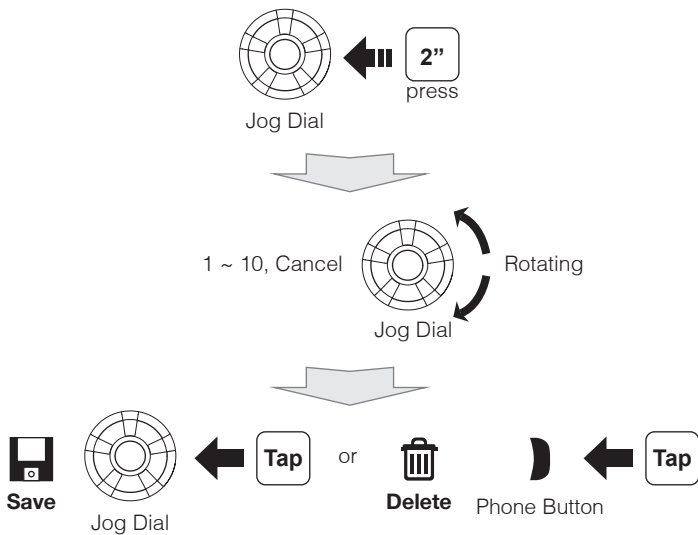


## Save to preset while scanning

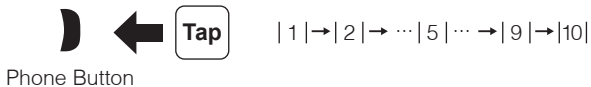




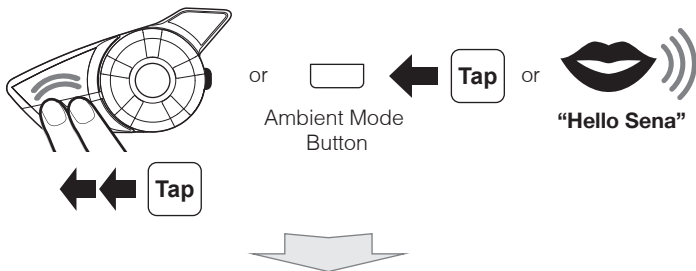
## Radio Save or Delete Preset



## Radio Move to Preset Station



## Voice Command



Voice Command	Function
"Music"	Music play/pause
"FM radio"	FM Radio on/off
"Intercom [one, two, ... , nine]"	Start/End each intercom
"Speed dial [one, two, three]"	Speed dialing

A full version of the manual is downloadable at [www.sena.com](http://www.sena.com).

**SENA**



**Sena Technologies, Inc.**

Customer Support: [sena.com](http://sena.com)